

SK Foods



Gender Pay Gap Report: 2022

All large companies employing 250 people or more are required by law to publish their gender pay gap figures. Gender pay looks at the average pay of men and women across the whole business, regardless of role or seniority. We are required to publish figures on mean and median pay gap, bonus pay, the percentage of male and female employees who received a bonus payment and the percentage of males and females in each quartile.


At a national level the gender pay gap shows that average hourly earnings are 14.9% lower for women than men. At SK Foods, our gender mean pay gap stands at 7.9% (8.3% in 2021) and our median gender pay gap is 9.1% (7.7% in 2021), so we're pleased to be well below the national average and proud to say that men and women are paid equally for doing equivalent jobs with equivalent experience. Our gap is primarily driven by having more men than women in senior management roles.

As a national producer of chilled food for the UK's biggest supermarkets, around 80% of our workforce work at production facilities. Historically, the balance of this workforce has been male which explains why our gender balance is uneven and as we have below industry average turnover, this means it is difficult to address any workforce gender imbalance.

SK Foods is committed to being an equal opportunities employer and supports diversity in our workforce.

14.9%

UK average
pay gap



7.9%

SK Foods pay gap



How is it calculated?

Equal Pay:

Equal pay is paying men and women the same for like for like work

Mean Pay Gap:

By adding together the hourly rates of male and female colleagues and then calculating the average of both, we are left with the mean pay gap, i.e. the difference in pay between the average male and female colleague.

Median Pay Gap:

The median pay gap is the difference between the midpoints in the ranges of hourly earnings of men and women. It takes all salaries in the sample, lines them up in order from lowest to highest, and picks the middle salary.


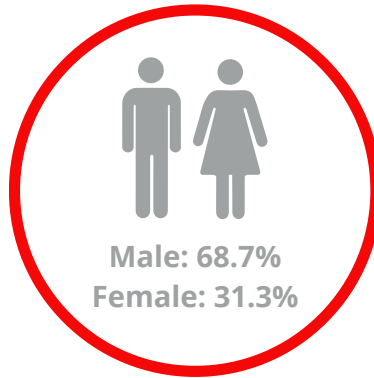
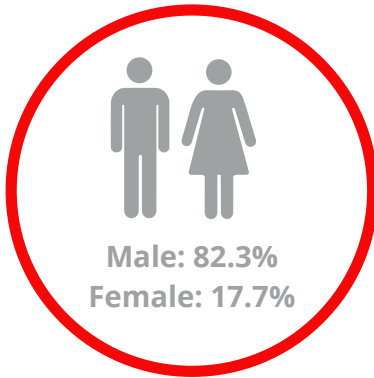
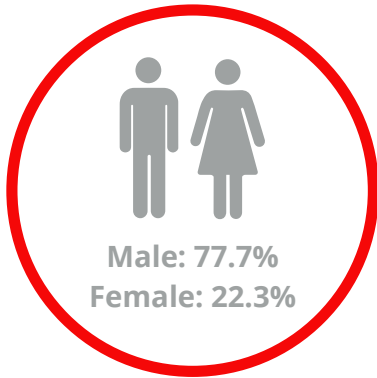
Pay Quartiles

Upper Quartile


Upper Middle Quartile

Lower Middle Quartile

Lower Quartile



Bonus Pay Gap



Proportion of those receiving a bonus

4.1%



1.5%



All bonuses paid in the year up to 5th April 2022 are used for the calculation of the bonus gap. Our mean gender bonus pay gap stands at 20.4% (65.2% in 2021) and our median gender bonus gap is -300% (53.8% in 2021). Our gender bonus gap is primarily driven by having more men than women in senior roles which attract a higher level of bonus.

We confirm that the information contained in this report is accurate.

Derek Hodgson, Finance Director

Julie Knight, HR Director